

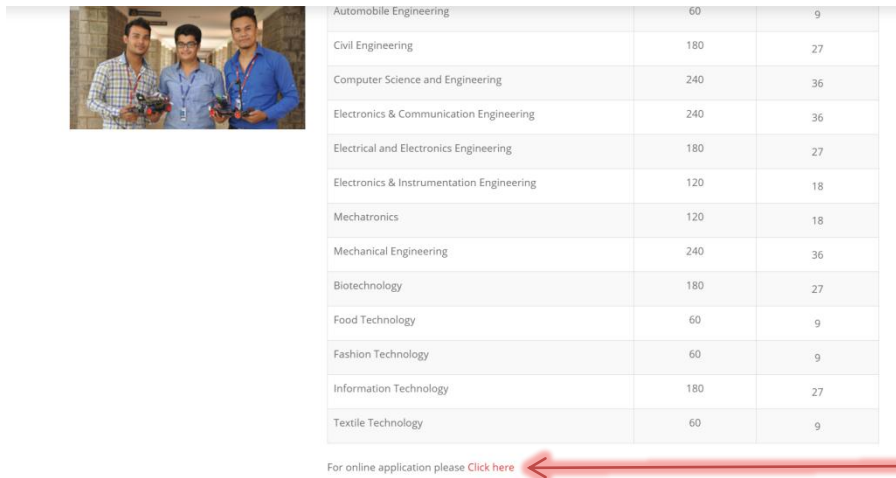
# Step by Step Guidelines for Applying JEE Application through Online

## Step 1:



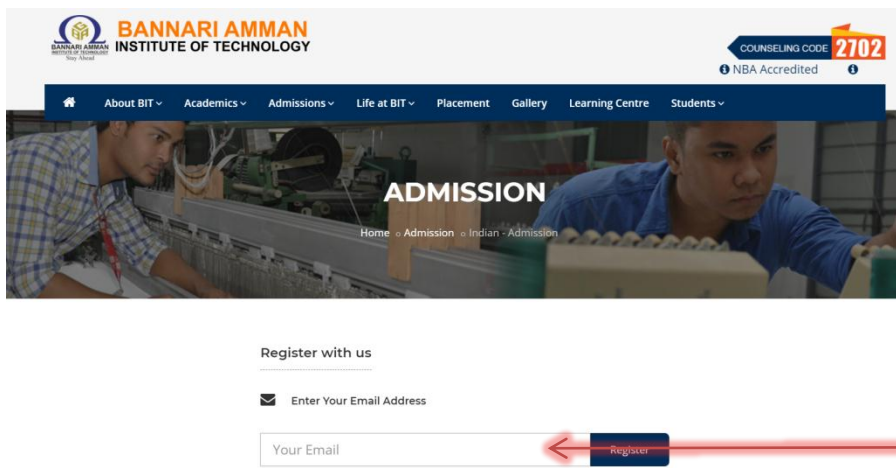
Enter <https://bitsathy.ac.in>  
Click **Admission through JEE – Direct Application**

## Step 2:



Page will be directed to <https://bitsathy.ac.in/ind/ug/procedures.php>, scroll down and then click on for online application please **click here**

## Step 3:



Page directed to enter your **email address**

## Step by Step Guidelines for Applying JEE Application through Online

### Step 4:



#### Register with us

✉ Enter Your Email Address

dineshpudhu@gmail.com

Register

After entering email id click on **register** button

### Step 5:



#### Register with us

✉ Enter Your Email Address

Your Email

Register

For general information related to B.E / B.Tech Admission, Click Here  
For technical issues & online support, contact webmaster@bitsathy.ac.in

An email has been sent for verification.

After Register you will get the **verification code to your email id**


## Step by Step Guidelines for Applying JEE Application through Online

### Step 6:

Email Verification - Bannari Amman Institute of Technology

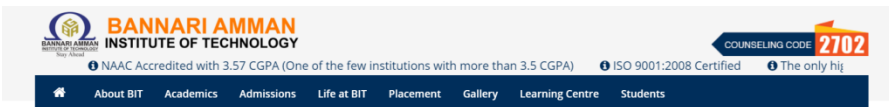
Email verification from BIT

BIT India <digitalmarketing@bitsathy.ac.in>  
to me



Click on **Proceed to verify**  
your email account

### Step 7:



#### B.E / B.Tech Admission through JEE (Main) 2018

Bannari Amman Institute of Technology (BIT) admits 15% of the total seats in each B.E / B.Tech Programme based on JEE (Main) 2018 Score, an All India Entrance Examination conducted by Central Board of Secondary Education(CBSE).

##### Admission Schedule

S.No.	Details	Date
1	Last date for Receipt of Applications	18.07.2018
2	Preparation of Merit list of Eligible Candidates	19.07.2018
3	Date of Selection of Candidates on the basis of Merit List	21.07.2018
4	Date of Issue of Intimation Letters to the Selected Candidates	23.07.2018
5	Last date for Admission of Selected Candidates	30.07.2018

Interested Candidates may apply through the Online Admission Application Form given below.

[Online Application Form](#)

After clicking verification link on your email, page will be directed to **online application form** filling page

## Step by Step Guidelines for Applying JEE Application through Online

### Step 8:

**Online Application Form**

Email \*  
dineshpudhu@gmail.com

First Name \*  
Dinesh

Middle Name  
Middle Name

Last Name \*  
P S

Date of Birth \*  
05/19/2000

Gender \*  
Male

Choice of Branch in the order of Preference:

Choice 1 \*  
Computer Science Engg

Choice 2 \*  
Information Technology

Choice 3 \*  
Electronics & Communication Engg

Choice 4 \*  
Fashion Technology

JEE Score \*  
100

HSC / CBSE / Equivalent Register Number \*  
12345678911

HSC / CBSE / Equivalent \*  
Matric

School studied with Address\*  
BAVN, Sathy

Total Marks in HSC\*  
1100

Physics Marks % \*  
90

### Online Application Form

Enter all the details in the form

State \*  
Tamil Nadu

District \*  
Erode

City \*  
SATHYAMANGALAM

Street \*  
12, Kamarajar Street

PIN Code \*  
638402

Contact number \*  
9942984621

Hostel Required \*  
No

Photo Upload\*  
Choose File Penguins.jpg

The photo must be in JPG / JPEG / PNG format, standard passport size dimensions (3.5 x 4.5) cm & size will be less than 100kB.

\* I hereby declare that the particulars furnished in this application are true and correct & I agree to receive information regarding my submitted application on registered Mobile / E-mail from Bannari Amman Institute of Technology.

Submit Reset

After entering details click on **Submit** button

## Step by Step Guidelines for Applying JEE Application through Online

### Step 9:

#### Verify Your Account Details

Name : as as P S

Email : dineshps@bitsathy.ac.in

Date of Birth : 31-10-2001

Address :  
professor, IT Department,, Bannari amman Institute of  
technology, Sathyamangalam, SATHYAMANGALAM, Araria, Bihar

School Last Studied : as

Mobile number : + 91 - 9942984621

Test Registration Fee : Rs. 500 INR

Pay via :  
 Credit / Debit Card

**Confirm**

After Submitting, verify your details and **click confirm**

### Step 10:

#### Transaction Details

Transaction - ID : BT1206

Payment Option : Credit / Debit Card

Test Registration Fee : Rs. 500 INR

**Proceed for Payment!**

After confirmation, verify the **transaction details** and click **Proceed for payment** button. After clicking Proceed for payment, you will be directed to the Payment **Gateway** to pay the Test fee

## Step by Step Guidelines for Applying JEE Application through Online

### Step 11:

AXIS BANK Remaining Time in this page 3:10

---

Merchant Name : Principal Bannari Amman Institute of Technology

Reference No: Event-246      Transaction Amount: 500.00 INR

**CARD NUMBER**

**Card Name**

Maestro

**Month**      **Year**      **CVV CODE**

--Select--      --Select--      CVV ?

Your transaction is processed through a secure 256 bit https internet connection based on secure socket layer technology. For security purposes, your IP address 121.200.55.35, 121.200.55.35 and access time have been logged.

Payment Gateway