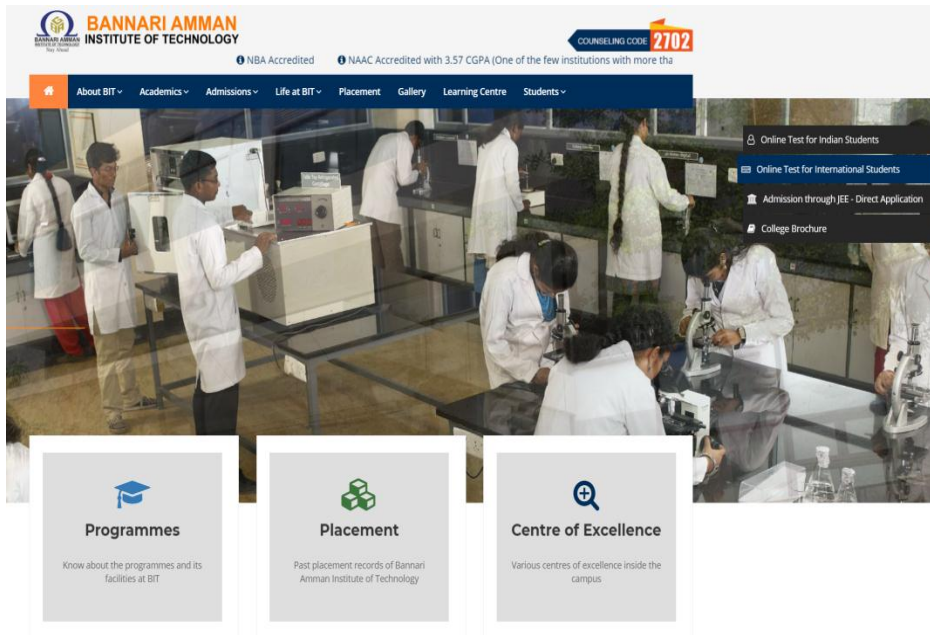


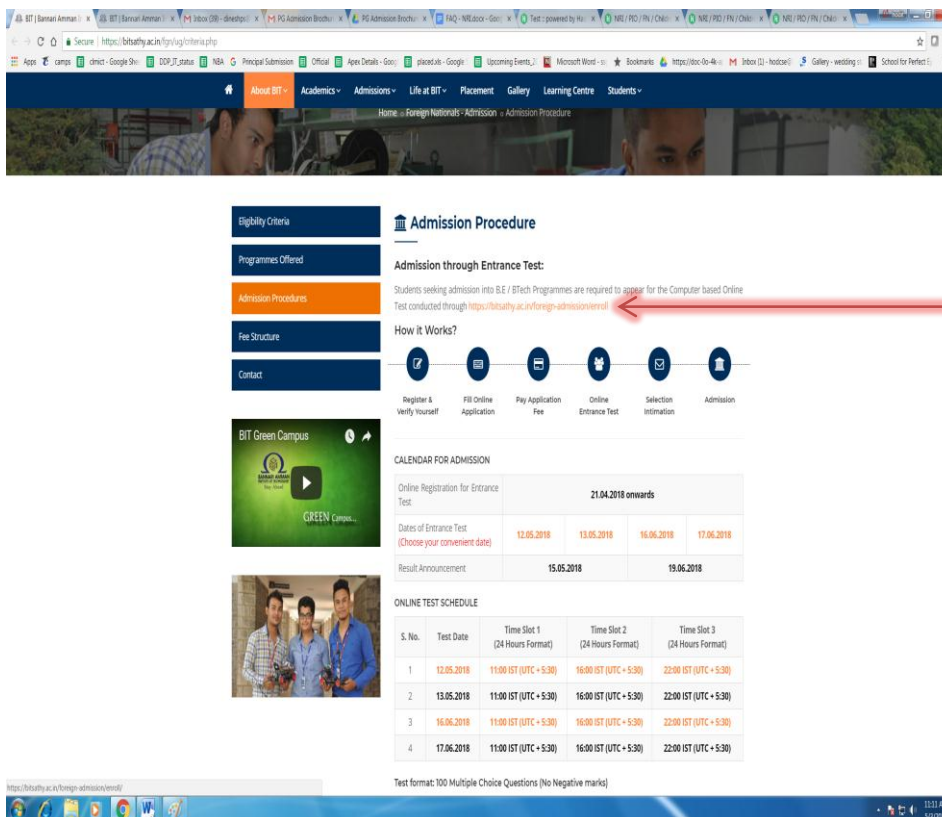
Step by Step Guidelines for Applying BITET (Entrance Test) through Online

Step 1:



Visit <https://bitsathy.ac.in>
Click **Online Test for International Students**

Step 2:



In the Admission Procedure page, click <https://bitsathy.ac.in/foreign-admission/enroll>

Step by Step Guidelines for Applying BITET (Entrance Test) through Online

Step 3:



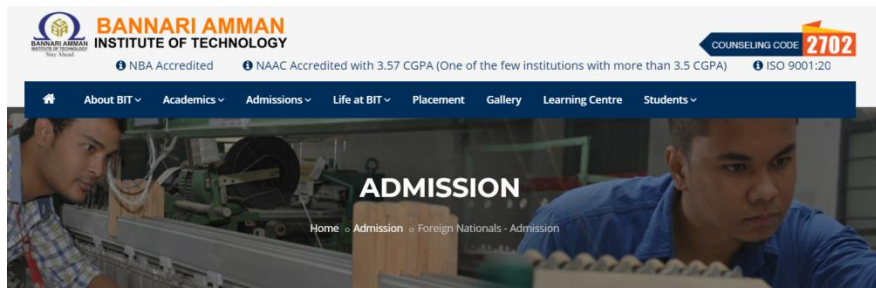
Register with us

Enter Your Email Address

Your Email

Page directed to enter your **email address**

Step 4:



Register with us

Enter Your Email Address

dineshpudhu@gmail.com

After entering email id click on **register** button

Step by Step Guidelines for Applying BITET (Entrance Test) through Online

Step 5:



Register with us

✉ Enter Your Email Address

Your Email

Register

An email has been sent for verification.

After Registering you will get a **verification link to your email id**

Step 6:

Email Verification - Bannari Amman Institute of Technology

BIT India <digitalmarketing@bitsathy.ac.in>
to me

Hi, This mail sent on behalf of Bannari Amman Institute of Technology, Erode, TN, India. You have initiated the verification process for BIT Foreign - Admission Test 2018.

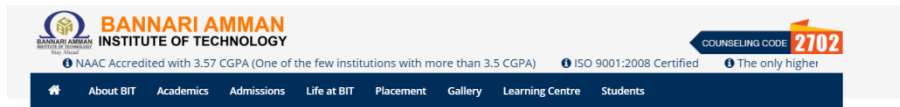
[Proceed to verify account.](#)

Email verification from BIT

Click on **Proceed to verify your email account**

Step by Step Guidelines for Applying BITET (Entrance Test) through Online

Step 7:



B.E / B.Tech Engineering Admission through BIT Entrance Test - BITET 2018

NRI (Non-resident Indian) / PIO (Persons of Indian Origin) or OCI (Overseas Citizenship of India) FN (Foreign National) / Children of Gulf Settled

Calendar for Admission

S.No.	Details	Date
1	Online Registration for Entrance Test	21.04.2018 onwards
2	Dates for Entrance Test (Choose your convenient Date)	12.05.2018 / 13.05.2018 / 16.06.2018 / 17.06.2018
3	Result Announcement	After two days on the completion of test

Interested Candidates may apply through the Online Admission Application Form given below.

[Online Application Form](#)

After clicking verification link on your email, page will be directed to **online application form** filling page

Step 8:

Online Application Form

Email *
dineshpudhu@gmail.com

Middle Name
Middle Name

Date of Birth *
05/19/2000

First Name *
Dinesh

Last Name *
P S

Gender *
Male

Choice of Branch in the order of Preference:

Choice 1 *
Computer Science Engg

Choice 2 *
Information Technology

Choice 3 *
Electronics & Communication Engg

Choice 4 *
Agriculture Engg

Qualification *
12th Standard

Institution last studied with address*
BAVN, Sathy

Online Application Form
Enter all the details in the form

Step by Step Guidelines for Applying BITET (Entrance Test) through Online

Step 9:

Street *	City *
12, Kamarajar Street	SATHYAMANGALAM
District *	State *
Erode	Tamil Nadu
Country *	PIN Code *
India	638402
Contact number *	
India (+91)	9942984621
Hostel Required *	
No	
Photo Upload*	The photo must be in JPG / JPEG / PNG format, standard passport size dimensions (3.5 x 4.5) cm & size will be less than 100kB.
Choose File Penguins.jpg	

* I hereby declare that the particulars furnished in this application are true and correct & I agree to receive information regarding my submitted application on registered Mobile / E-mail from Bannari Amman Institute of Technology.

[Submit](#) [Reset](#)

After entering details click on **Submit** button

Step 10:

 **BANNARI AMMAN**
INSTITUTE OF TECHNOLOGY

INBA Accredited | NAAC Accredited with 3.57 CGPA (One of the few institutions with more than 3.5 CGPA) | ISO 9001:2008 Certified

COUNSELING CODE **2702**

[Home](#) [About BIT](#) [Academics](#) [Admissions](#) [Life at BIT](#) [Placement](#) [Gallery](#) [Learning Centre](#) [Students](#)

Verify Your Account Details

Name : Dinesh P S
Email : dineshpudhu@gmail.com
Date of Birth : 19-05-2000
Address : 12, Kamarajar Street, SATHYAMANGALAM, Erode, Tamil Nadu
School Last Studied :
Mobile number : + 91 - 9942984621
Test Registration Fee : Rs. 2000 INR
Pay via : * Credit / Debit Card
Confirm

After details submission verify the **account details** and click **Confirm** button

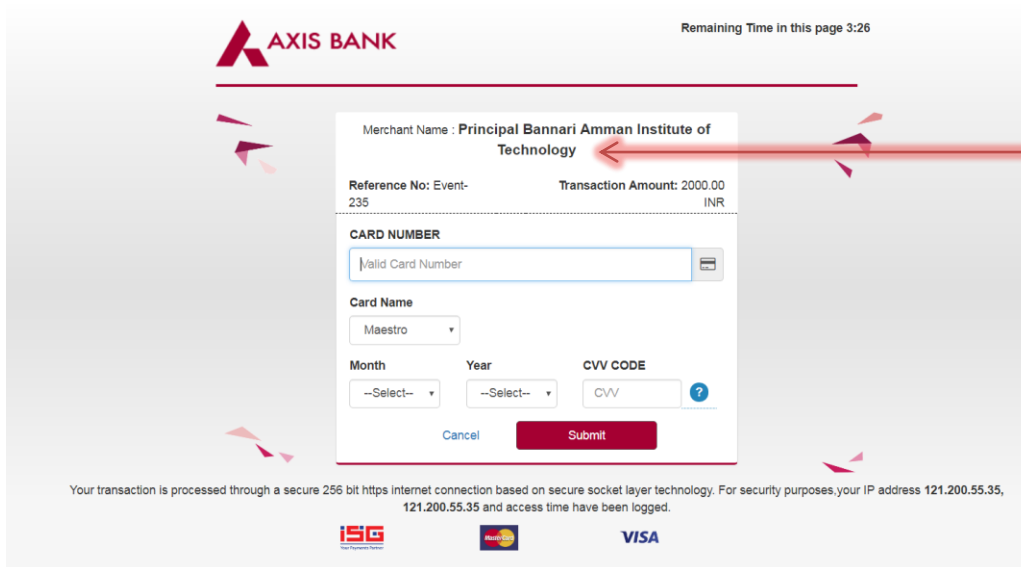
Step by Step Guidelines for Applying BITET (Entrance Test) through Online

Step 11:



After confirmation, verify the **transaction details** and click **Proceed for payment** button. After clicking **Proceed for payment**, you will be directed to the **Payment Gateway** to pay the Test fee

Step 12:



Payment Gateway